





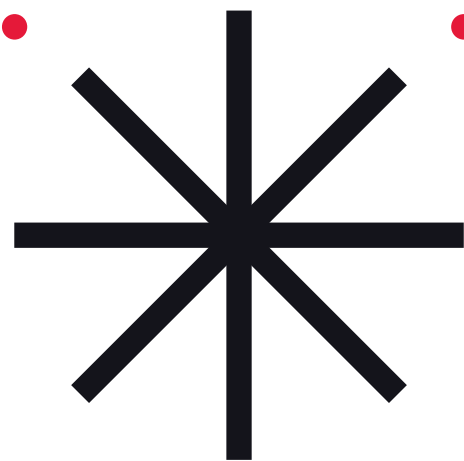

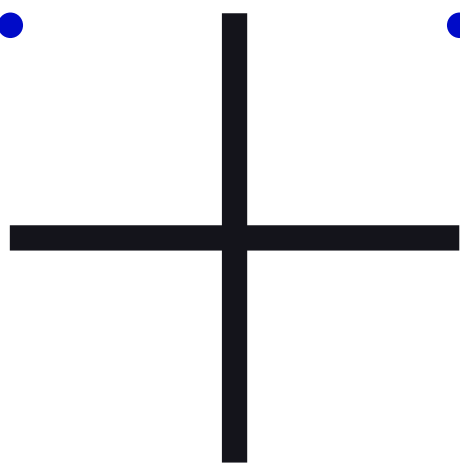


Studio Jan De Vylder  
universum carousel journey  
share of architecture an(d) attitude  
BA II—FS 2023  
How do we live TOGETHER ?



BA



II



ETH Zürich

D-ARCH

IEA

[de-vylder.arch.ethz.ch](http://de-vylder.arch.ethz.ch)



Studio Jan De Vylder  
universum carousel journey  
share of architecture an(d) attitude  
BA II—FS 2023  
How do we live TOGETHER ?

Do we live a house?  
Or do we house a life?  
How. Do. We. Live.

Do we know HOW we live TOGETHER? Do we know enough HOW we live TOGETHER? HOW do things around us shape the way we live TOGETHER? HOW do we live the things around us? WHAT are the conditions around us? WHAT makes our habits? HOW do habits change conditions? How do we live TOGETHER?

HOW do we cook?  
HOW do we bath?  
HOW do we rest?  
HOW do we move?  
HOW do we plant?  
HOW do we store?  
HOW do we work?

This studio will be organized in 3 MOVEMENTS. For the first and the last movements, students will work in groups of 3. These 3 students become a practice.

Each practice will be assigned 1 out of 3 CONTEXTS:

- 1 x URBAN - OFFICE BUILDING
- 1 x SUBURBAN - INDUSTRIAL BUILDING
- 1 x RURAL - AGRICULTURAL BUILDING

We will tackle the URGE of the everchanging urban fabric with existing and common typologies. These typologies will be adapted, transformed, re-used, with the potential of TODAY.

#### MOVEMENT 1- Group work

Each CONTEXT has an existing building and an existing reference, to be visited, to be analyzed, drawn and built. Observing the CONTEXT, measuring its structural elements, drawing the bricks of the facades, the tiles of the floors, the frames of the windows. Reconstruct, deconstruct, understand.

#### DAY OF DRAWING


For the inspiration of the act of drawing we are organising a day of drawings, where several practitioners will share their belief in drawing, its relevance and its beauty. Opening the doors of creative drawings by giving different versions of what a drawing can be and mean. Digital and analogue, and inbetween.

ETH Zürich

de-vylder.arch.ethz.ch

D-ARCH

IEA



#### MOVEMENT 2 - Individual work

Individually, the student receives a NORM, supplemented by a REFERENCE. The MOVEMENT 2 is the opportunity to look critically and responsibly at the technical aspects of the NORM, as well as how they are applied to the REFERENCE.

#### MOVEMENT 3

##### COLLECTIVE HOUSE – Group work

The project should house 21 BEDS, in whatever form; a multi-generational house, a youth-hostel, an orphanage, an elderly home, a detention center, a cooperative, ...

The project should house a COLLECTIVE ACTIVITY, in whatever form ; a supermaket, a kindergarten, a laundry room, an office space ...

Depending on the explored context, each practice will answer with a coherent program.

#### DETAILED CORNER - Individual work

Inside the collective house, a corner will be detailed. The corner shares the same DNA as the building, but is more.

Teaching Team  
UCJ - BA

Angélique Kuenzle  
Luca Mostarda  
Marie Seeger  
Rina Rolli  
Johanna Roth  
Jan de Vylder

